



# Welcome to Reception Class (Wrens) Curriculum Meeting





# Staff

There are several staff working in the Early Years this year, as follows:

Mrs Collins – class teacher Mondays, Tuesdays and Wednesdays

Mrs Cutts (covering Mrs Grainger who is on maternity leave) - class teacher Thursdays and Fridays

Support staff at various times throughout the week:

Mrs Stevens, Mrs Freedman, Mrs Ekoku, Mrs Persson.



# Uniform and PE Kit

The school uniform colours are bottle green and scarlet red. Most items are available from high street shops. Red and white check shirts and blouses, school sweatshirts, cardigans, fleeces and T-shirts are available to order via the School Shop on the Arbor Parent Portal / App and collected from the School Office. The PTA hold sales of nearly-new uniform throughout the year.

## Boys' Uniform:

- Bottle green V-neck pullover/cardigan or sweatshirt with school logo
- Red and white check shirt (not 'T' shirt or polo shirt)
- Plain grey long/short trousers
- Grey socks
- Black shoes (no trainers, boots or canvas shoes)

## Girls' Uniform:

- Bottle green V-neck pullover/cardigan or sweatshirt with school logo
- Red and white check blouse (not 'T' shirt or polo shirt)
- Bottle green tunic/skirt (pleated, gathered or A-line - not straight or slit)
- Plain grey long/short trousers
- Red and white check dress in summer (autumn 1)
- White socks
- Bottle green socks or tights in winter
- Black shoes (no trainers, boots or canvas shoes)

## PE Uniform:

- Plain red t-shirt or school red t-shirt with school logo
- Black shorts
- White socks
- Trainers

*(Children can wear their PE kits into school on PE days)*

## All children:

- Outdoor coat suitable for cold/wet weather  
*(Bottle green or red waterproof/fleece lined outdoor coats with school logo are available to be ordered from the school office)*
- Book bags for reading books are available from the school office
- Water bottles
- No jewellery, including stud earrings
- Wrist watches only, no SMART watches



# School Rules

*Aim High, Achieve More*



- I am safe (respect, challenge, kindness, resilience, enjoyment, community)
  - I use kind words and actions (respect, kindness, community)
    - I try my best (challenge, resilience, enjoyment)
  - I look after my school and environment (respect, community)



# Attendance

- Regular school attendance is essential for pupils to get the most out of their school experience, wellbeing and wider development.
- Research from the DfE found that pupils who performed better at the end of primary (Y6 SATs) and secondary school missed fewer days than those who didn't perform as well.
- When pupil attendance falls below 90% (equivalent of missing one day a week), the school will be in touch with families about support or referrals to improve the attendance.
- Holidays during term time are not authorised and penalty notice fines may be issued via the local authority.
- If your child is too unwell to attend school, please inform the office by 9.30am at the latest, providing details of illness.



# Prime Areas of Learning

The Early Years Foundation Stage (EYFS) framework 2023 is split into 2 areas: prime and specific.

The 3 prime areas:

- 1) Communication and language
- 2) Physical development
- 3) Personal, social and emotional development



# Specific Areas of Learning

The 4 specific areas:

- 1) Literacy
- 2) Maths
- 3) Understanding the world
- 4) Expressive arts and design





# Phonics



- We use 'Bug Club Phonics' and support it with the 'Jolly Phonic' actions.
- 'Phonics Bug' is a fun and interactive programme to use at school and at home.
- The Jolly Phonic actions help children's learning of the sounds – try to use at home.
- Concentrate on the sound not the name of the letter to begin with! - E.g. c, l
- Games to play in the car:
  - batting words e.g. 'how many words begin with 's'?
  - I SPY with my little ..... a, g, t.






# Phonics

- Children will start to learn sounds very quickly in Reception. Normally 3/4 sounds a week.
- Keywords (sight words) will also be sent home to learn alongside the Phonics Bug Club books.
- Writing - encourage your child to SOUND out what they want to spell.
- We want them to have a go themselves.
- PLEASE don't say its spelt incorrectly!
- Spell words phonetically (children write down what they can hear)
  
- When does this change?
- Keywords are used all the time.
- Gradually children begin to recognise and write these words



# Reading



- Demonstrate/ Model reading.
- Share reading books with them – don't stop reading to them.
- Explore different types of books.
- Picture books – the book doesn't have to have any words. Look at pictures in detail and discuss.
- DON'T COVER THE PICTURES!
- Reading skills: Comprehension and Prediction.
- IMPORTANT: You don't have to read the whole book in one go or read every night.
- Play games, e.g. look at different letters.
- Develop a routine!





# Reading and Writing




- Reading and Writing are interlinked.
- Reading helps sounds in writing.
- Sound Sheet – We use print writing in Reception.
- Children can practise writing their own name. Just a capital letter at the start of their name.
- Lined Paper/pencil – practise writing and forming letters correctly.





# Maths




- Remember – numbers are all around us.
- Can they recognise numbers to 20?
- Counting forwards and backwards.
- Counting – make sure they physically move objects when counting.
- Practise writing numbers 0-20.
- Ordering numbers – play what number comes next. You can do this out loud or with number cards.
- Mathseeds: it is an exciting online learning programme for your child to use at home that consolidates what we have been learning in class.





# Home Learning

- Yellow Reading Diary:  
Sharing/ Reading a book – 10 mins daily.



- Yellow Phonics sound folder – Phase 2 and Phase 3 sounds. (Start Autumn 2)
- Keywords (sight words)– these will be on cards and are ongoing throughout year.
- Blue keyword folder – for practising spelling keywords (summer term).
- Keep Home Learning short and sweet!



# Pastoral Support

Class based staff

Mrs Pascal – SENCo

Mrs Cargan - Learning Mentor

Therapists, wellbeing support



# Little things to reassure you

Remember we are here to help and look after them.

If children have come in unsettled/upset we will try at some point throughout the day to give you a call/email to let you know how they are.

Toilet concerns, little accidents, please put spare underwear in their book bags.

Children will come home very tired to begin with.

Have they eaten enough at lunch time? No news is good news. We will inform you if they have not eaten well.

If they bump their head at school (smaller scale) you will receive an email via Arbour to let you know. If it is more severe then of course we will let you know either face to face or over the phone.



# Little things to help!

- Drop-off is from 8.30am till 8.40am
- Pick up is at 3.10pm
- Please practise putting on coats / doing up zips / putting on gloves etc.
- On days that your child has PE, they will come into school wearing their PE kit and remain in it during the day.  
PE days are **Tuesdays** and **Fridays**
- **IMPORTANT:** please inform us if your child is going home with somebody else at the end of the day





# Little Reminders

- Please can your child have a water bottle and coat everyday.
- Please can your child bring their book bag in every day.
- Please do not put water bottles in book bags as they tend to leak.
- Please name everything. It greatly helps.
- Show and Tell is on a Friday.
- Make sure to have your child's eye sight and hearing checked.
- Make sure any medication is in the office and kept up to date.





# Further information

- Throughout the year we will keep you informed of how your child is progressing.
- Shortly we will be beginning to use 'Tapestry' as a communication tool. More information to follow shortly regarding this.
- Within the year we hold 2 parent consultation evenings.
- You will receive a written end of year report.
- Wren class school trip will be in the Summer Term.
- A Class Assembly and Class Nativity will be held for you to watch.



TAPESTRY  
ONLINE LEARNING  
JOURNAL



# Keep in touch!

Our class email: [yearr@tatsfieldtlt.co.uk](mailto:yearr@tatsfieldtlt.co.uk)

Office email address: [office@tatsfieldtlt.co.uk](mailto:office@tatsfieldtlt.co.uk)

Please speak to staff with any questions, comments or celebrations



Apologies in advance for any messy school clothes!

**SORRY**  
about the  
**MESS**  
but we are  
**LEARNING**  
here.



Thank you!

Any Questions?

